

# Burleigh Heads

## Suburb Profile



### Demographic snapshot

	Burleigh Heads*	Gold Coast LGA*
Population 2007	8,459	524,667
Population 2006	8,318	507,439
Population growth rate 2006 to 2007	1.7%	3.4%
Proportion of people aged 65 years and over	22%	14%
Proportion of people aged 15 years and younger	12%	19%
Average age	43	37
Average weekly household income	897.8	1017.1
Average monthly home loan repayment	472	476
Average number of people per household	2.1	2.5

Source: ABS

\* Within Burleigh Heads demographics are based on the Burleigh Heads (Gold Coast City) SSC.

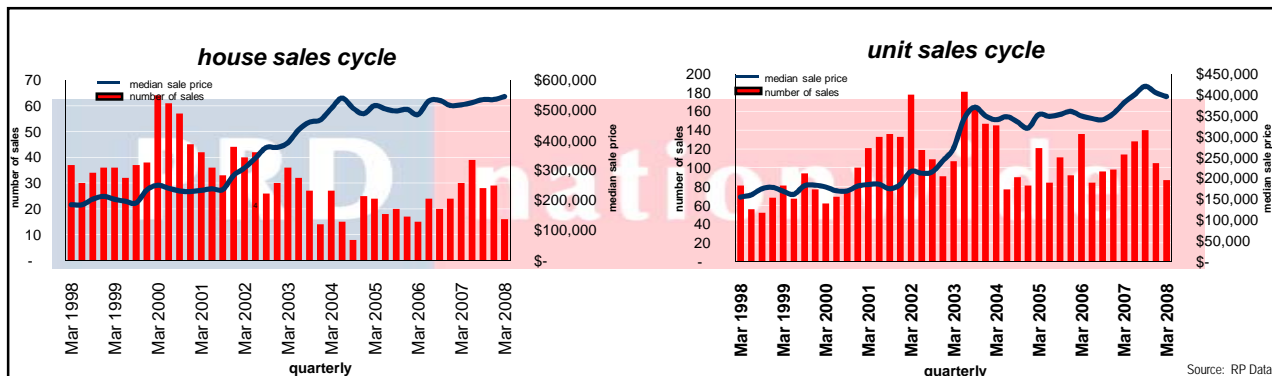
\* Within Gold Coast LGA demographics are based on the Gold Coast LGA.

Sales Statistics	Burleigh Heads			Gold Coast LGA	
	2003 (* half yr)	2008 (* half yr)	Avg % growth pa over 5 years	Avg % growth pa over 5 years	2008 (* half yr)
<b>Houses</b>					
Median price	\$391,500	\$545,000	6.8%	11.6%	\$485,000
Number of sales	66	45			3,919
<b>Units</b>					
Median price	\$271,250	\$395,500	7.8%	10.0%	\$370,000
Number of sales	198	192			4,123
<b>Land</b>					
Median price	na	\$700,000	na	12.2%	\$240,000
Number of sales	2	14			746

\* Medians & number of sales based on six month period ending March 2008

Where less than 5 sales have been recorded during a period the median has been carried over from the previous period.

Source: RP Data



### Total property returns

	Burleigh Heads	Gold Coast LGA
<b>Houses</b>		
Median price change pa	6.8%	11.6%
Rental return pa	2.8%	3.6%
GROSS PROPERTY RETURN	9.7%	15.3%
<b>Units</b>		
Median price change pa	7.8%	10.0%
Rental return pa	4.5%	4.2%
GROSS PROPERTY RETURN	12.3%	14.2%

Gross property return is not only measured by income received by rent, but also the increase in the value of the property. This is referred to as the capital gain and is added to the rental return above to give a total property return. Above figures are to be used as a guide only.

### MEDIAN WEEKLY RENTS

	Burleigh Heads	Gold Coast LGA
<b>3 br House</b>	\$298	\$340
<b>2 br Unit</b>	\$340	\$300

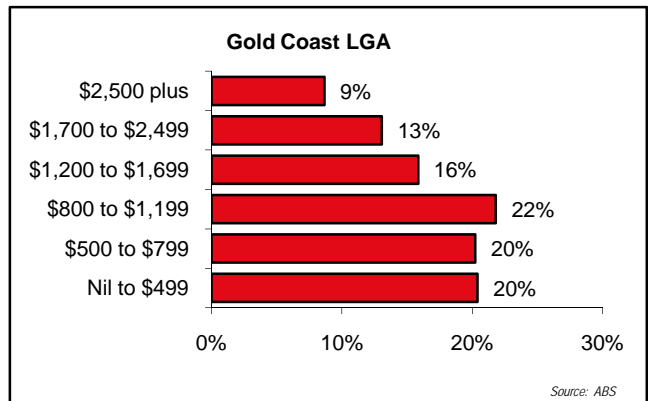
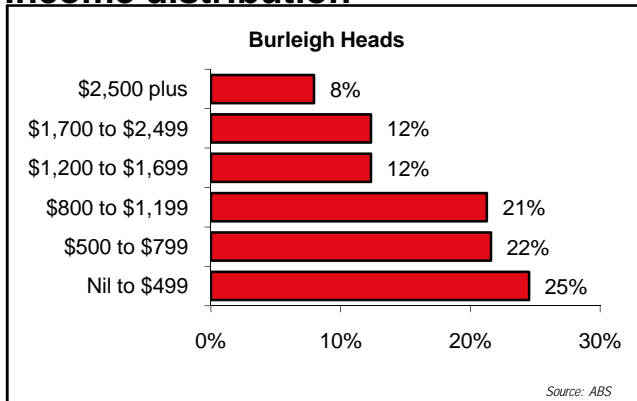
Sources: RP Data and ABS. For use with written permission only

This information has been carefully compiled and is not intended to be treated as a warranty or promise as to the correctness of the information. Interested parties should undertake independent enquiries and investigations to satisfy themselves that any details herein are true and correct. All other responsibilities disclaimed.  
Copyright © 2008

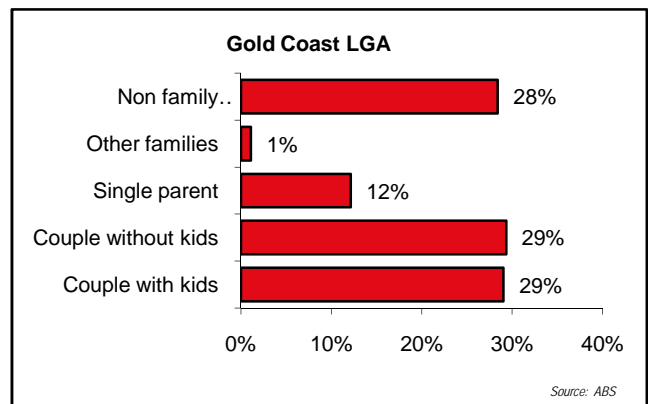
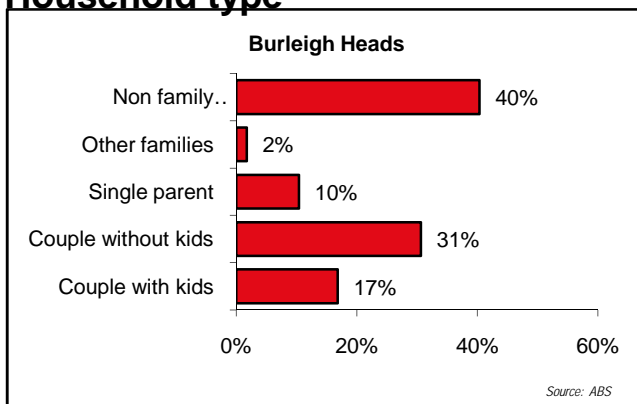
# Burleigh Heads

Suburb Profile

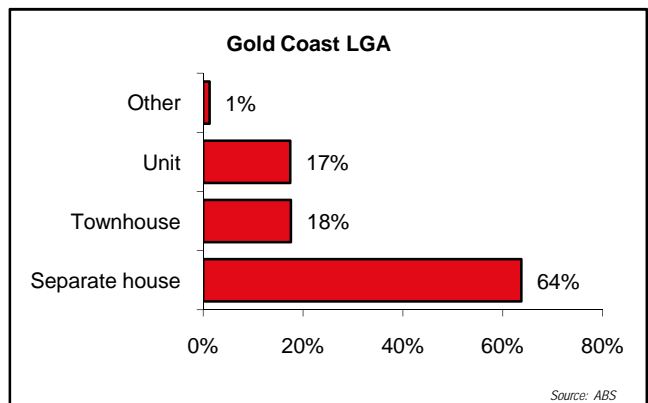
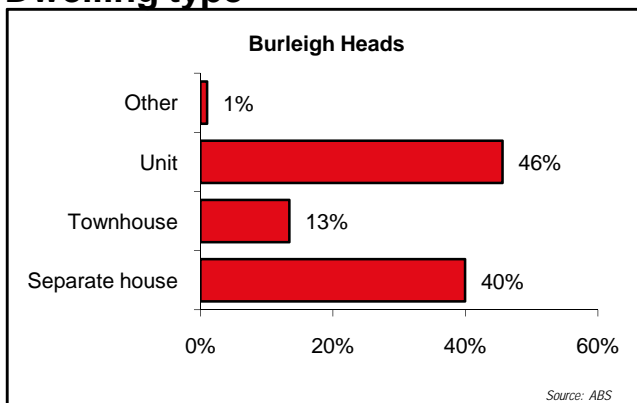
## Income distribution



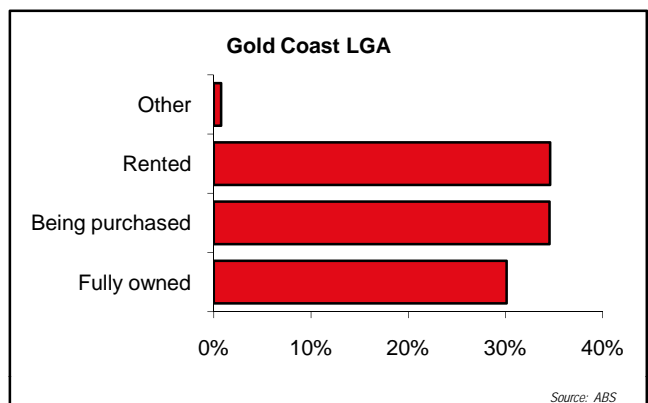
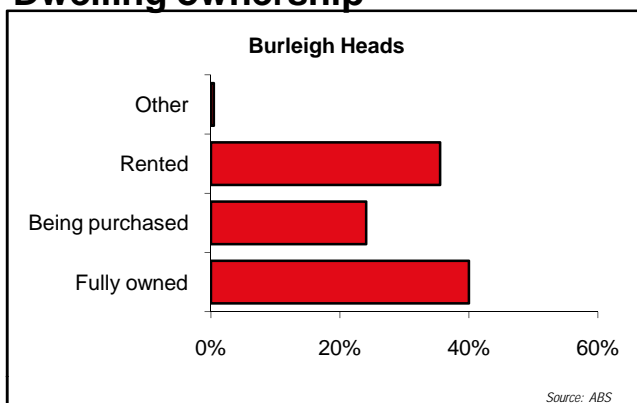
## Household type



## Dwelling type



## Dwelling ownership



\* Within Burleigh Heads demographics are based on the Burleigh Heads (Gold Coast City) SSC.

\* Within Gold Coast LGA demographics are based on the Gold Coast LGA.